



Ethernet Series Etherlink V1 Field Wireable

Male Plug

Etherlink V1 Field Wireable Male Plug			
Front View	# of Poles	Part Number	Side View
	8	E45V1-8MP-FW	

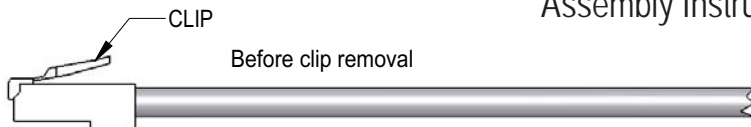
Specifications:

Body: Black Polyamide
 Coupling Nut: Black Anodized Aluminum
 O-Ring: BUNA-N
 Grommets: NBR & TPE
 Protection: IP 67
 Patented by Mencom Corporation

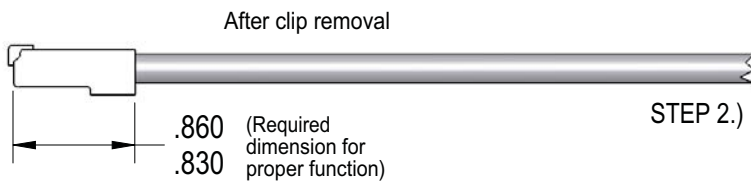


It is recommended that quality Mencom cables are used with the field wireable connectors to assure an accurate fit. However, if using another brand, the dimensions of the connector must meet the dimensions shown below.

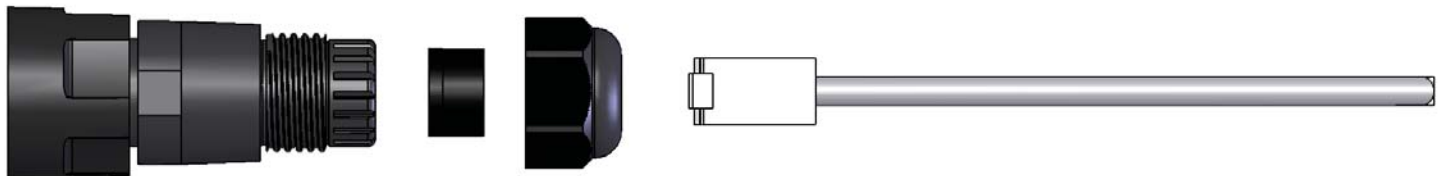
Assembly Instructions



STEP 1.) Remove clip by cutting or by bending it back and forth until it breaks.



STEP 2.) With connector unassembled, push cable through dome nut, split apart the grommet and wrap it around the cable, then push the cable through the remainder of the connector.



STEP 3.) Push grommet back into the "fingers" of the shell. Rotate cable 90 degrees and pull it back into connector until it stops. With slight tension on cable, tighten dome nut (3.75Nm recommended).

