

enclosures: **size "104.27"**

insulated 830V page: 217 ÷ 221

aggressive environments page: 223

panel supports:

COB page: 258 ÷ 259

- features according to EN 61984:


16A 830V 8kV 3

- auxiliary contacts: **16A 500V 6kV 3**

- certifications: UL, (CSA), CCC; the certifications shown in brackets are being applied for

- for maximum current load, see the insert load curve section on page 32

**inserts,
screw terminal connection**

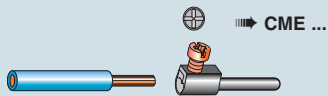


description	part No.
-------------	----------

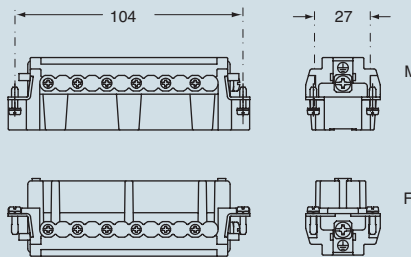
indirect, with plate 1) female inserts with female contacts male inserts with male contacts	CMEF 10 T CMEM 10 T
---	--------------------------------------

direct, without plate 2) female inserts with female contacts male inserts with male contacts	CMEF 10 TX CMEM 10 TX
--	--

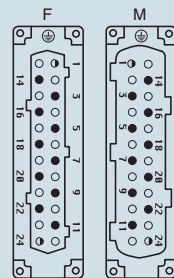
- 1) for non-prepared conductors
- 2) for bush terminal conductors



dimensions in mm



contacts side (front view)



● the auxiliary contacts are in the forward position upon opening

- inserts with plate, for section conductors:
0.5 ÷ 2.5 mm² - AWG 20 ÷ 14
- inserts without plate, for section conductors:
0.25 ÷ 2.5 mm² - AWG 24 ÷ 14
- torsion couple recommended for conductor fastening screws and stripping length see section feature of inserts on page 13

dimensions indicated are not binding and may be changed without notice