




inserts:		page
CD	25 poles + ⊕	42
CDD	38 poles + ⊕	54
CDA	16 poles + ⊕	68
CDC	16 poles + ⊕	69

Covers L and LG versions are not suitable to be used with code pins. If this application is required please contact ILME SpA.

housings and cover for electromagnetic compatibility

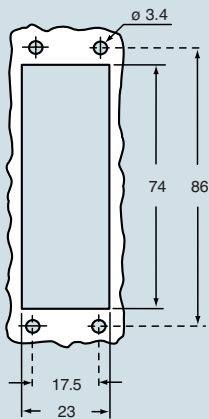


hoods and cover for electromagnetic compatibility



description	part No.		part No.		part No.		part No.	
		entry Pg		entry M		entry Pg		entry M
bulkhead housing, with lever	CZIS 25 L	---						
surface housing, with lever, high construction	CZAPS 25 L2	16 x 2	MZAPS 25L225	25 x 2				
cover with pegs (for enclosures with lever)	CZCS 25 L							
with pegs, side entry					CZOS 25 L	16	MZOS 25 L20	20
with pegs, side entry					CZAOS 25 L21	21	MZOS 25 L25	25
with pegs, side entry, high construction					CZVS 25 L	16	MZAOS 25 L25	25
with pegs, top entry					CZAVS 25 L21	21	MZVS 25 L20*	20
with pegs, top entry, high construction							MZAVS 25 L25	25
cover with lever (for enclosures with pegs)					CZCS 25 LG			

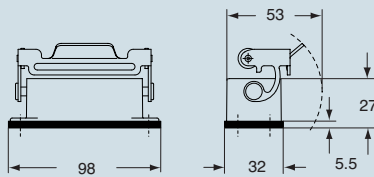
panel cut-out for bulkhead mounting housings in mm



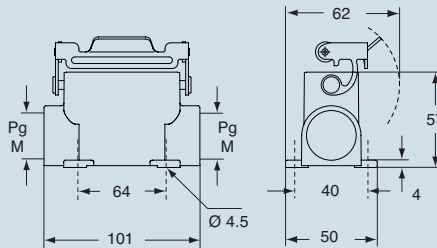
* to be used only with cable gland (to be ordered separately).

dimensions in mm

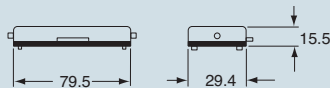
CZIS L



CZAPS L and MZAPS L

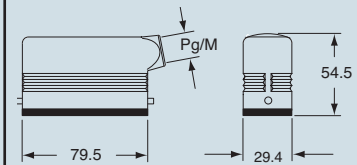


CZCS L

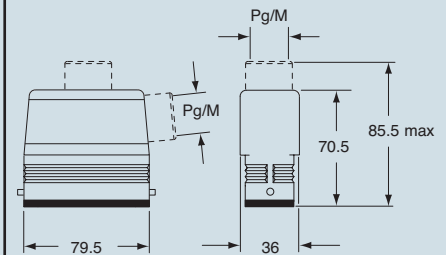


dimensions in mm

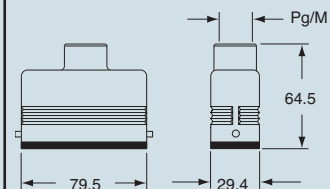
CZOS L and MZOS L



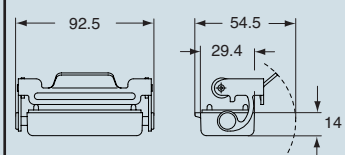
CZAOS L - MZAOS L and CZAVS L - MZAVS L



CZVS L and MZVS L



CZCS LG



CALUS® Type 4/4X/12

dimensions indicated are not binding and may be changed without notice

size 66.16