




inserts:		page
CDD	24 poles + ⊕	53
CQE	10 poles + ⊕	74
CN	6 poles + ⊕	80
CCE	6 poles + ⊕	86
CNE, CSE	6 poles + ⊕	87
CSS	6 poles + ⊕	98
CTE, CTSE	6 poles + ⊕	106
MIXO	2 modules	137÷151

insert centre distance:
44 x 27 mm

hoods with single lever



covers



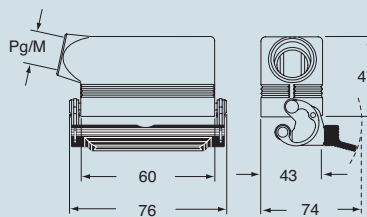
description	part No.		part No.		part No.
		entry Pg		entry M	
with lever, without gasket, side entry ¹⁾	CHO 06 LX16	16	MHO 06 LX20	20	
with lever, without gasket, side entry ¹⁾			MHO 06 LX25	25	
with lever, without gasket, top entry ¹⁾	CHV 06 LX16	16	MHV 06 LX20	20	
with lever, without gasket, top entry ¹⁾			MHV 06 LX25	25	
with lever (for hoods with pegs)					CHC 06 LG
with pegs (for housings with lever)					CHC 06 L
with pegs and gasket (for hoods with lever) ²⁾					CHC 06 LC

¹⁾ May be combined with housings: CHI 06 LCS/LCP/LC

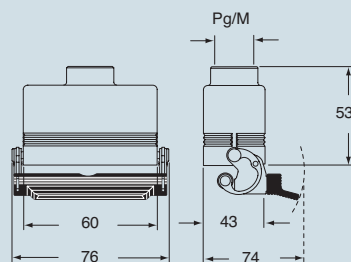
²⁾ May be combined with hoods:
- CHO/CHV 06 LX
- MHO/MHV 06 LX

dimensions in mm

CHO LX and MHO LX

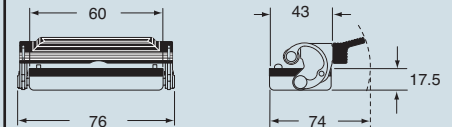


CHV LX and MHV LX

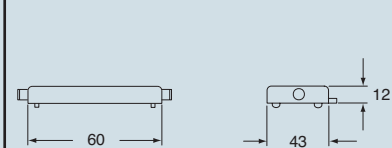


dimensions in mm

CHC LG



CHC L



CHC LC



CALUS® Type 4/4X/12

dimensions indicated are not binding and may be changed without notice

size 44.27