

enclosures: **size "104.27"**

**standard** ..... page: 212 ÷ 216\*  
**aggressive environments** page: 223\*  
**EMC** ..... page: 224\*


panel supports:

**COB** ..... page: 258 ÷ 259\*

- characteristics according to EN 61984:  
**16A 500V 6kV 3**  
 - for maximum current load, see the insert load curve section on page 4

\*refer to catalogue page CN.07

**inserts,  
 spring terminal connections**



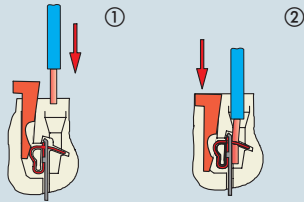
description

part No.

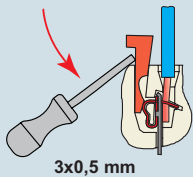
spring terminals with actuator button  
 female inserts with female contacts  
 male inserts with male contacts

**CSHF 24**  
**CSHM 24**

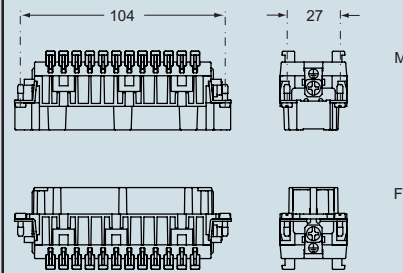
**SQUICH connections**



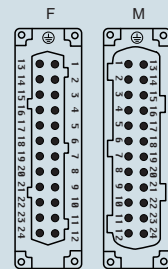
**Reopening**



dimensions in mm



contacts side (front view)



- connector inserts for conductor cross-sections:  
 0,14 - 2,5 mm<sup>2</sup> - AWG 26 - 14  
 - stripping length 9 - 11 mm

dimensions shown are not binding  
 and may be changed without notice