

enclosures: size "21.21"

- insulating type ..... page: 153 ÷ 154
- metallic type ..... page: 155 ÷ 156
- aggressive environments ..page: 157
- EMC ..... page: 158

- features according to EN 61984:  
**10A 400V 4kV 3**
- certifications: (UL), (CSA); the certifications shown in brackets are being applied for
- for maximum current load, see the insert load curve section on page 28
- can be mated with CK inserts

**inserts, 3 poles + ⊕  
connection with spring terminal**



**NEW**

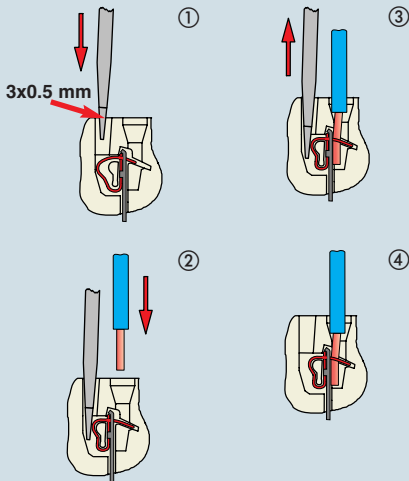
**inserts, 4 poles + ⊕  
connection with spring terminal**



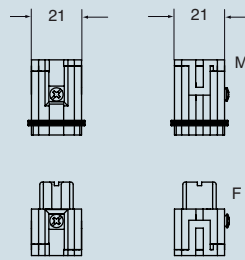
**NEW**

description	part No.	part No.
female inserts with female contacts male inserts with male contacts	<b>CKSF 03</b> <b>CKSM 03</b>	
female inserts with female contacts male inserts with male contacts		<b>CKSF 04</b> <b>CKSM 04</b>

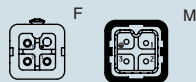
**connection with spring terminal**



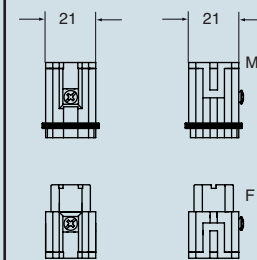
dimensions in mm



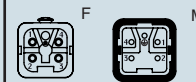
contacts side (front view)



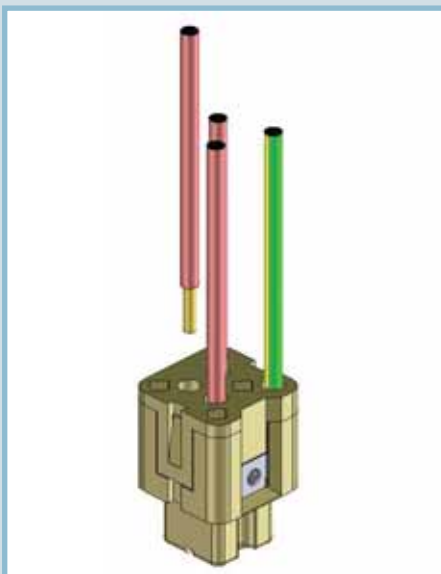
dimensions in mm



contacts side (front view)



**Rear top entry of wires for a more easier wiring**



dimensions indicated are not binding and may be changed without notice

- inserts for wires with the following sections:  
0.14 ÷ 2.5mm<sup>2</sup> - AWG 26 ÷ 14  
for prepared wires  
usable section: up to 1.5 mm<sup>2</sup> (AWG 16)
- stripping length see section feature of inserts on page 13

- inserts for wires with the following sections:  
0.14 ÷ 2.5mm<sup>2</sup> - AWG 26 ÷ 14  
for prepared wires  
usable section: up to 1.5 mm<sup>2</sup> (AWG 16)
- stripping length see section feature of inserts on page 13