


enclosures size "21.21"

insulating type page: 153 ÷ 154

- features according to EN 61984:
- 10A 250V 4kV 3**
- UL, CSA, CCC, GL certified
- for maximum current load, see the insert load curve section on page 29
- for applications requiring higher voltages, please see the special voltage application section on page 38
- for contact crimping instructions, please see the crimping tool section (10A contacts, CDF and CDM series) on pages 296, 300, 304, 306, 308
- coding pin with loss of a contact CR CP

inserts, crimp connections



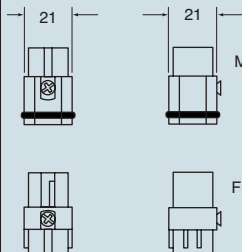
10A crimp contacts silver and gold plated



description	part No.	part No.	part No.	part No.
without contacts (to be ordered separately) female inserts for female contacts, grey and black ¹⁾ male inserts for male contacts, grey and black	grey CDF 07 CDM 07	black CDF 07 N CDM 07 N		
10A female contacts 0.14÷0.37 mm ² AWG 26÷22 identification No. 1 0.5 mm ² AWG 20 identification No. 2 0.75 mm ² AWG 18 identification No. ② 1 mm ² AWG 18 identification No. 3 1.5 mm ² AWG 16 identification No. 4 2.5 mm ² AWG 14 identification No. 5			silver plated	gold plated
10A male contacts 0.14÷0.37 mm ² AWG 26÷22 identification No. 1 0.5 mm ² AWG 20 identification No. 2 0.75 mm ² AWG 18 identification No. ② 1 mm ² AWG 18 identification No. 3 1.5 mm ² AWG 16 identification No. 4 2.5 mm ² AWG 14 identification No. 5			silver plated	gold plated

¹⁾ the female inserts can be mounted into the straight bulkhead housings CK I from the rear

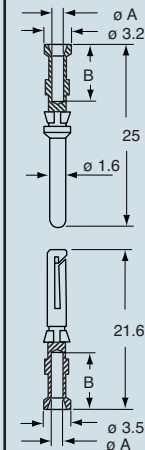
dimensions in mm



contacts side (front view)



dimensions in mm



CDF and CDM contacts

conductor section mm ²	conductor slot ϕ A (mm)	B (mm)
0.14÷0.37	0.9	8
0.5	1.1	8
0.75	1.3	8
1.0	1.45	8
1.5	1.8	8
2.5	2.2	6

- stripping length see section feature of inserts on page 13

dimensions indicated are not binding and may be changed without notice