

enclosures size "77.27"

standard page: 198 ÷ 202
 aggressive environments page: 209
 EMC page: 210


panel supports:

COB page: 258 ÷ 259

- features according to EN 61984:

- 10A 250V 4kV 3**
- compliant with DIN EC 175-301-801 standard
 - UL, CSA, CCC, GL certified
 - for maximum current load, see the insert load curve section on page 29
 - for applications requiring higher voltages, please see the special voltage application section on page 38
 - for contact crimping instructions, please see the crimping tool section (10A contacts, CDF and CDM series) on pages 296, 300, 304, 306, 308

inserts, crimp connections



10A crimp contacts silver and gold plated



description

part No.

part No.

part No.

without contacts (to be ordered separately)
 female inserts for female contacts
 male inserts for male contacts

CDF 40
 CDM 40

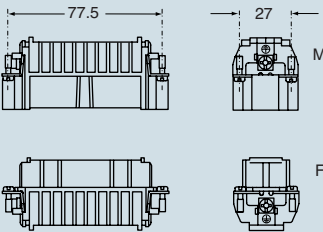
10A female contacts		
0.14÷0.37 mm ²	AWG 26÷22	identificativo 1
0.5 mm ²	AWG 20	identificativo 2
0.75 mm ²	AWG 18	identificativo ②
1 mm ²	AWG 18	identificativo 3
1.5 mm ²	AWG 16	identificativo 4
2.5 mm ²	AWG 14	identificativo 5

10A male contacts		
0.14÷0.37 mm ²	AWG 26÷22	identificativo 1
0.5 mm ²	AWG 20	identificativo 2
0.75 mm ²	AWG 18	identificativo ②
1 mm ²	AWG 18	identificativo 3
1.5 mm ²	AWG 16	identificativo 4
2.5 mm ²	AWG 14	identificativo 5

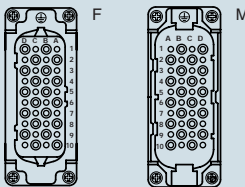
silver plated		gold plated	
C DFA 0.3	C DFD 0.3		
C DFA 0.5	C DFD 0.5		
C DFA 0.7	C DFD 0.7		
C DFA 1.0	C DFD 1.0		
C DFA 1.5	C DFD 1.5		
C DFA 2.5	C DFD 2.5		

C DMA 0.3	C DMD 0.3
C DMA 0.5	C DMD 0.5
C DMA 0.7	C DMD 0.7
C DMA 1.0	C DMD 1.0
C DMA 1.5	C DMD 1.5
C DMA 2.5	C DMD 2.5

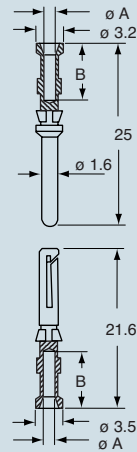
dimensions in mm



contacts side (front view)



dimensions in mm



CDF and CDM contacts

conductor section mm ²	conductor slot	
	ø A (mm)	B (mm)
0.14÷0.37	0.9	8
0.5	1.1	8
0.75	1.3	8
1.0	1.45	8
1.5	1.8	8
2.5	2.2	6

- stripping length see section feature of inserts on page 13

dimensions indicated are not binding and may be changed without notice