


enclosures: size "104.62"

standard page: 232
 aggressive environments page: 234

- features according to EN 61984:
- 10A 250V 4kV 3**
- compliant with DIN EC 175-301-801 standard
- UL, CSA, CCC, GL certified
- for maximum current load, see the insert load curve section on page 29
- for applications requiring higher voltages, please see the special voltage application section on page 38
- for contact crimping instructions, please see the crimping tool section (10A contacts, CDF and CDM series) on pages 296, 300, 304, 306, 308

inserts, crimp connections



10A crimp contacts silver and gold plated

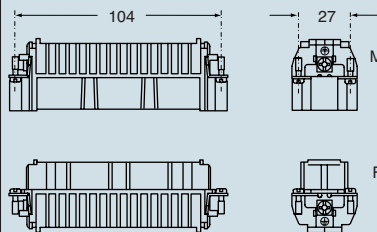


description	part No.	part No.	part No.	part No.
without contacts (to be ordered separately)				
female inserts	CDF 64	CDF 64		
male inserts	CDM 64	CDM 64		
10A female contacts				
0.14+0.37 mm ² AWG 26÷22 identification No. 1			CDFA 0.3	CDFD 0.3
0.5 mm ² AWG 20 identification No. 2			CDFA 0.5	CDFD 0.5
0.75 mm ² AWG 18 identification No. ②			CDFA 0.7	CDFD 0.7
1 mm ² AWG 18 identification No. 3			CDFA 1.0	CDFD 1.0
1.5 mm ² AWG 16 identification No. 4			CDFA 1.5	CDFD 1.5
2.5 mm ² AWG 14 identification No. 5			CDFA 2.5	CDFD 2.5
10A male contacts				
0.14+0.37 mm ² AWG 26÷22 identification No. 1			CDMA 0.3	CDMD 0.3
0.5 mm ² AWG 20 identification No. 2			CDMA 0.5	CDMD 0.5
0.75 mm ² AWG 18 identification No. ②			CDMA 0.7	CDMD 0.7
1 mm ² AWG 18 identification No. 3			CDMA 1.0	CDMD 1.0
1.5 mm ² AWG 16 identification No. 4			CDMA 1.5	CDMD 1.5
2.5 mm ² AWG 14 identification No. 5			CDMA 2.5	CDMD 2.5

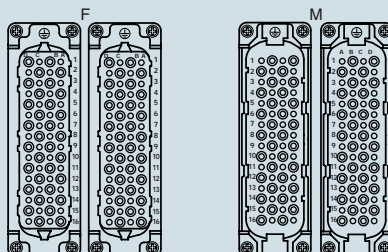
silver plated

gold plated

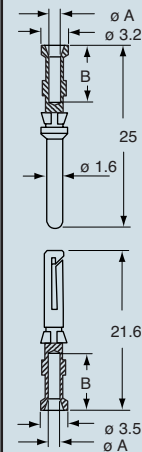
dimensions in mm



contacts side (front view)



dimensions in mm



CDF and CDM contacts

conductor section mm ²	conductor slot	
	ø A (mm)	B (mm)
0.14+0.37	0.9	8
0.5	1.1	8
0.75	1.3	8
1.0	1.45	8
1.5	1.8	8
2.5	2.2	6

- stripping length see section feature of inserts on page 13

dimensions indicated are not binding and may be changed without notice