


enclosures: **size "66.16"**

standard page: 166 ÷ 167
aggressive environments page: 168
EMC page: 169

panel supports:
COB + adaptor page: 258 ÷ 260

- features according to EN 61984:
10A 250V 4kV 2
- UL, CSA, CCC, GL certified
- for maximum current load, see the insert load curve section on page 29
- for contact crimping instructions, please see the crimping tool section (10A contacts, CDF and CDM series) on pages 296, 300, 304, 306, 308

inserts, crimp connections

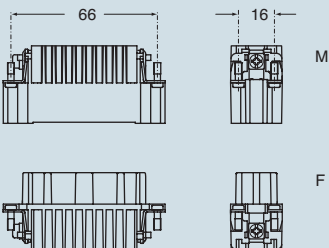


10A crimp contacts silver and gold plated

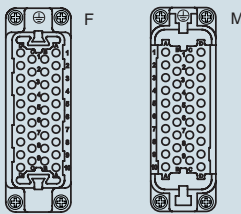


description	part No.	part No.	part No.
without contacts (to be ordered separately) female inserts for female contacts male inserts for male contacts	CDDF 38 CDDM 38		
10A female contacts			
0.14÷0.37 mm ² AWG 26÷22 identification No. 1		CDFA 0.3	CDFD 0.3
0.5 mm ² AWG 20 identification No. 2		CDFA 0.5	CDFD 0.5
0.75 mm ² AWG 18 identification No. ②		CDFA 0.7	CDFD 0.7
1 mm ² AWG 18 identification No. 3		CDFA 1.0	CDFD 1.0
1.5 mm ² AWG 16 identification No. 4		CDFA 1.5	CDFD 1.5
2.5 mm ² AWG 14 identification No. 5		CDFA 2.5	CDFD 2.5
10A male contacts			
0.14÷0.37 mm ² AWG 26÷22 identification No. 1		CDMA 0.3	CDMD 0.3
0.5 mm ² AWG 20 identification No. 2		CDMA 0.5	CDMD 0.5
0.75 mm ² AWG 18 identification No. ②		CDMA 0.7	CDMD 0.7
1 mm ² AWG 18 identification No. 3		CDMA 1.0	CDMD 1.0
1.5 mm ² AWG 16 identification No. 4		CDMA 1.5	CDMD 1.5
2.5 mm ² AWG 14 identification No. 5		CDMA 2.5	CDMD 2.5

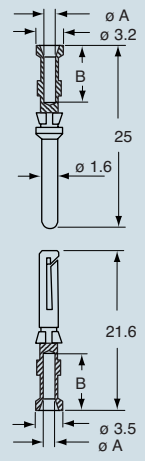
dimensions in mm



contacts side (front view)



dimensions in mm



CDF and CDM contacts

conductor section mm ²	conductor slot ø A (mm)	B (mm)
0.14÷0.37	0.9	8
0.5	1.1	8
0.75	1.3	8
1.0	1.45	8
1.5	1.8	8
2.5	2.2	6

- stripping length see section feature of inserts on page 13

dimensions indicated are not binding and may be changed without notice

CDD