

enclosures: size "21.21"

- insulating type ..... page: 153 ÷ 154
- metallic type ..... page: 155 ÷ 156
- aggressive environments page: 157
- EMC ..... page: 158

- features according to EN 61984:
- 16A 230/400V 4kV 3**
- UL, CSA, CCC, GL certified
- for maximum current load, see the insert load curve section on page 30
- inserts and enclosures for applications with temperatures up to 180 °C, available on request
- for contact crimping instructions, please see the crimping tool section (16A contacts, CCF, CCM and CC...AN series) on pages 296, 300, 304, 306, 308
- coding pins CR Q12

**inserts, crimp connections**



**16A crimp contacts normal and for advanced opening silver and gold plated**

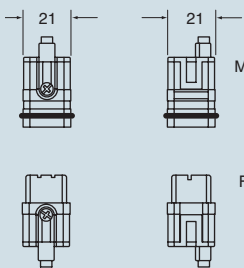


description	part No.	part No.	part No.
without contacts (to be ordered separately) female inserts for female contacts male inserts for male contacts	<b>CQF 05</b> <b>CQM 05</b>		
<b>16A female contacts</b> 0.5 mm <sup>2</sup> AWG 20 with no grooves 0.75 mm <sup>2</sup> AWG 18 one groove (back side) 1 mm <sup>2</sup> AWG 18 one groove 1.5 mm <sup>2</sup> AWG 16 two grooves 2.5 mm <sup>2</sup> AWG 14 three grooves 3 mm <sup>2</sup> AWG 12 one wide groove 4 mm <sup>2</sup> AWG 12 with no grooves		<b>CCFA 0.5</b> <b>CCFA 0.7</b> <b>CCFA 1.0</b> <b>CCFA 1.5</b> <b>CCFA 2.5</b> <b>CCFA 3.0</b> <b>CCFA 4.0</b>	<b>CCFD 0.5</b> <b>CCFD 0.7</b> <b>CCFD 1.0</b> <b>CCFD 1.5</b> <b>CCFD 2.5</b> <b>CCFD 3.0</b> <b>CCFD 4.0</b>
<b>16A male contacts</b> 0.5 mm <sup>2</sup> AWG 20 with no grooves 0.75 mm <sup>2</sup> AWG 18 one groove (back side) 1 mm <sup>2</sup> AWG 18 one groove 1.5 mm <sup>2</sup> AWG 16 two grooves 2.5 mm <sup>2</sup> AWG 14 three grooves 3 mm <sup>2</sup> AWG 12 one wide groove 4 mm <sup>2</sup> AWG 12 with no grooves		<b>CCMA 0.5</b> <b>CCMA 0.7</b> <b>CCMA 1.0</b> <b>CCMA 1.5</b> <b>CCMA 2.5</b> <b>CCMA 3.0</b> <b>CCMA 4.0</b>	<b>CCMD 0.5</b> <b>CCMD 0.7</b> <b>CCMD 1.0</b> <b>CCMD 1.5</b> <b>CCMD 2.5</b> <b>CCMD 3.0</b> <b>CCMD 4.0</b>
<b>16A male crimp contacts for advanced opening</b> 0.5 mm <sup>2</sup> AWG 20 with no grooves 0.75 mm <sup>2</sup> AWG 18 one groove (back side) 1 mm <sup>2</sup> AWG 18 one groove 1.5 mm <sup>2</sup> AWG 16 two grooves 2.5 mm <sup>2</sup> AWG 14 three grooves		<b>CC 0.5 AN</b> <b>CC 0.7 AN</b> <b>CC 1.0 AN</b> <b>CC 1.5 AN</b> <b>CC 2.5 AN</b>	

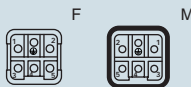
**N.B.:**  
can also be used partially fitted with 4 mm<sup>2</sup> section contacts.

plug inserts with new, square shaped seal for IP44 and IP66/IP67 protection rating (see "21.21" size enclosures section from page 153)

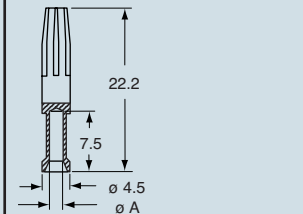
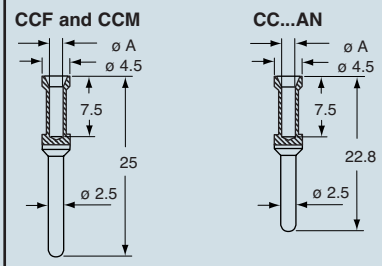
dimensions in mm



contacts side (front view)



dimensions in mm



**CCF, CCM and CC..AN contacts**

conductor section mm <sup>2</sup>	ø slot A (mm)
0.5	1.1
0.75	1.3
1.0	1.45
1.5	1.8
2.5	2.2
3	2.55
4	2.85

- stripping length see section feature of inserts on page 13

dimensions indicated are not binding and may be changed without notice