

enclosures: **size "49.16"**

standard page: 162 ÷ 163
aggressive environments page: 164
EMC page: 165

panel supports:
COB + adaptor page: 258 ÷ 260

- features according to EN 61984:
16A 250V 4kV 3
- UL, CSA, CCC, GL certified
- for maximum current load, see the insert load curve section on page 30

**inserts,
screw terminal connection**



**inserts,
screw terminal connection**



description

part No.

part No.

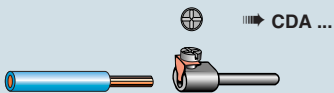
indirect, with plate ¹⁾
 female inserts with female contacts
 male inserts with male contacts

**CDAF 10
CDAM 10**

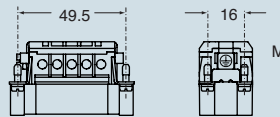
direct, without plate ²⁾
 female inserts with female contacts
 male inserts with male contacts

**CDAF 10 X
CDAM 10 X**

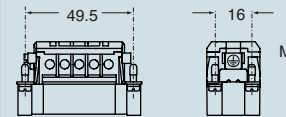
¹⁾ for non-prepared conductors



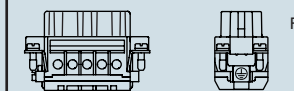
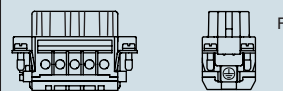
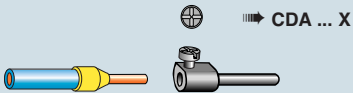
dimensions in mm



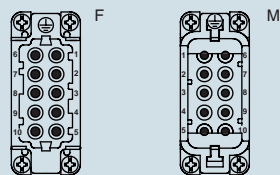
dimensions in mm



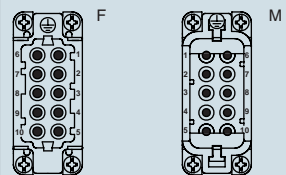
²⁾ for conductors with bush terminal



contacts side (front view)



contacts side (front view)



- inserts with plate for section conductors:
 0.75 ÷ 2.5 mm² - AWG 18 ÷ 14
- torsion couple recommended for conductor fastening screws and stripping length see section feature of inserts on page 13

- inserts without plate for section prepared conductors:
 0.25 ÷ 2.5 mm² - AWG 24 ÷ 14
- torsion couple recommended for conductor fastening screws see section feature of inserts on page 13

dimensions indicated are not binding
 and may be changed without notice

CDA