


enclosures: size "66.40"

standard page: 171 ÷ 173


aggressive environments page: 174

- features according to EN 61984: **16A 250V 4kV 3**
- UL, CSA, CCC, GL certified
- for maximum current load, see the insert load curve section on page 30

inserts,
screw terminal connection



inserts,
screw terminal connection

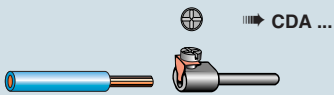


description	part No.	part No.	part No.	part No.
-------------	----------	----------	----------	----------

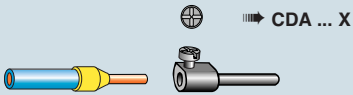
indirect, with plate ¹⁾ female inserts, No. (1÷16) and (17÷32) male inserts, No. (1÷16) and (17÷32)	CDAF 16 CDAM 16	CDAF 16 N CDAM 16 N		
--	----------------------------------	--------------------------------------	--	--

direct, without plate ²⁾ female inserts, No. (1÷16) and (17÷32) male inserts, No. (1÷16) and (17÷32)			CDAF 16 X CDAM 16 X	CDAF 16 XN CDAM 16 XN
---	--	--	--------------------------------------	--

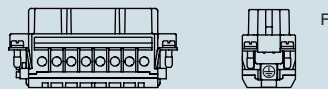
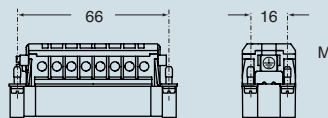
¹⁾ for non-prepared conductors



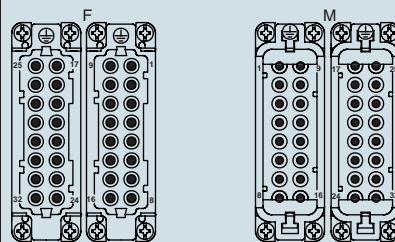
²⁾ for conductors with bush terminal



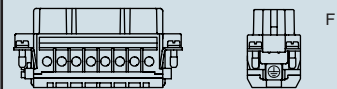
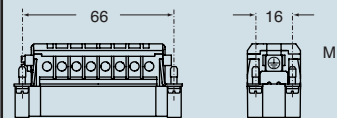
dimensions in mm



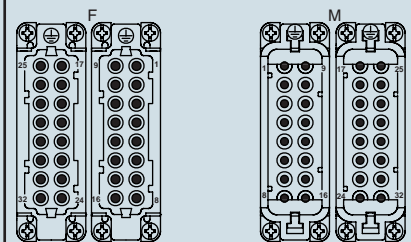
contacts side (front view)



dimensions in mm



contacts side (front view)



- inserts with plate for section conductors: 0.75 ÷ 2.5 mm² - AWG 18 ÷ 14
- torsion couple recommended for conductor fastening screws and stripping length see section feature of inserts on page 13

- inserts without plate for section prepared conductors: 0.25 ÷ 2.5 mm² - AWG 24 ÷ 14
- torsion couple recommended for conductor fastening screws see section feature of inserts on page 13

dimensions indicated are not binding and may be changed without notice