


enclosures: size "66.40"

standard ..... page: 171 ÷ 173

aggressive environments page: 174

- features according to EN 61984:
- 16A 250V 4kV 3**
- UL, CSA, CCC, GL certified
- for maximum current load, see the insert load curve section on page 30
- for contact crimping instructions, please see the crimping tool section (16A contacts, CCF, CCM and CC...AN series) on pages 296, 300, 304, 306, 308

inserts, crimp connections

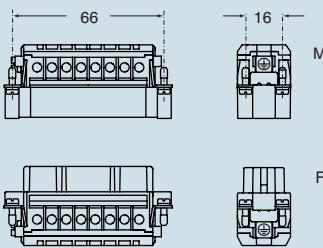


16A crimp contacts normal and for advanced opening silver and gold plated

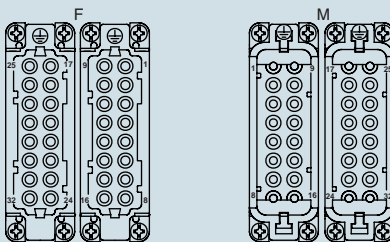


description	part No.	part No.	part No.	part No.
without contacts (to be ordered separately) female inserts, No. (1÷16) and (17÷32) male inserts, No. (1÷16) and (17÷32)	<b>CDCF 16</b> <b>CDCM 16</b>	<b>CDCF 16 N</b> <b>CDCM 16 N</b>		
<b>16A female contacts</b> 0.5 mm <sup>2</sup> AWG 20 with no grooves 0.75 mm <sup>2</sup> AWG 18 one groove (back side) 1 mm <sup>2</sup> AWG 18 one groove 1.5 mm <sup>2</sup> AWG 16 two grooves 2.5 mm <sup>2</sup> AWG 14 three grooves 3 mm <sup>2</sup> AWG 12 one wide groove 4 mm <sup>2</sup> AWG 12 with no grooves			<b>CCFA 0.5</b> <b>CCFA 0.7</b> <b>CCFA 1.0</b> <b>CCFA 1.5</b> <b>CCFA 2.5</b> <b>CCFA 3.0</b> <b>CCFA 4.0</b>	<b>CCFD 0.5</b> <b>CCFD 0.7</b> <b>CCFD 1.0</b> <b>CCFD 1.5</b> <b>CCFD 2.5</b> <b>CCFD 3.0</b> <b>CCFD 4.0</b>
<b>16A male contacts</b> 0.5 mm <sup>2</sup> AWG 20 with no grooves 0.75 mm <sup>2</sup> AWG 18 one groove (back side) 1 mm <sup>2</sup> AWG 18 one groove 1.5 mm <sup>2</sup> AWG 16 two grooves 2.5 mm <sup>2</sup> AWG 14 three grooves 3 mm <sup>2</sup> AWG 12 one wide groove 4 mm <sup>2</sup> AWG 12 with no grooves			<b>CCMA 0.5</b> <b>CCMA 0.7</b> <b>CCMA 1.0</b> <b>CCMA 1.5</b> <b>CCMA 2.5</b> <b>CCMA 3.0</b> <b>CCMA 4.0</b>	<b>CCMD 0.5</b> <b>CCMD 0.7</b> <b>CCMD 1.0</b> <b>CCMD 1.5</b> <b>CCMD 2.5</b> <b>CCMD 3.0</b> <b>CCMD 4.0</b>
<b>16A male crimp contacts for advanced opening</b> 0.5 mm <sup>2</sup> AWG 20 with no grooves 0.75 mm <sup>2</sup> AWG 18 one groove (back side) 1 mm <sup>2</sup> AWG 18 one groove 1.5 mm <sup>2</sup> AWG 16 two grooves 2.5 mm <sup>2</sup> AWG 14 three grooves			<b>CC 0.5 AN</b> <b>CC 0.7 AN</b> <b>CC 1.0 AN</b> <b>CC 1.5 AN</b> <b>CC 2.5 AN</b>	

dimensions in mm

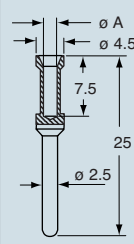


contacts side (front view)

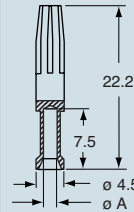
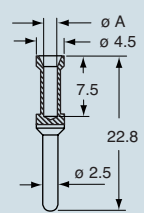


dimensions in mm

CCF and CCM



CC...AN



CCF, CCM and CC..AN contacts

conductor section mm <sup>2</sup>	ø slot A (mm)
0.5	1.1
0.75	1.3
1.0	1.45
1.5	1.8
2.5	2.2
3	2.55
4	2.85

- stripping length see section feature of inserts on page 13

dimensions indicated are not binding and may be changed without notice